

# Skyward Family Access View Grades (Grades 2-12)

Please see the instructions below for how to view student grades from a computer or mobile device for students in grades 2-12.


## From a Computer

Log into your [Skyward Family Access Account](#).

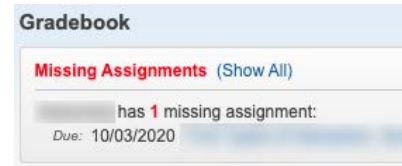
Use the drop-down arrow at the top to **select the child's name** whose grades you would like to view.



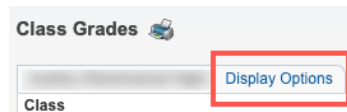
On the left side, select **Gradebook**.



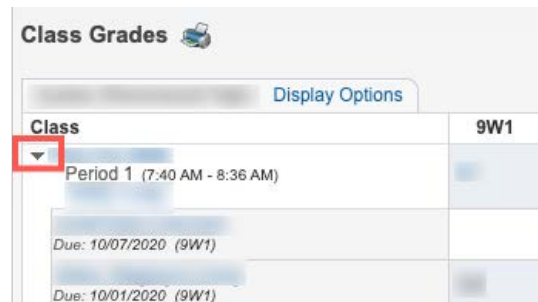
Missing assignments (if any) will be displayed at the top.



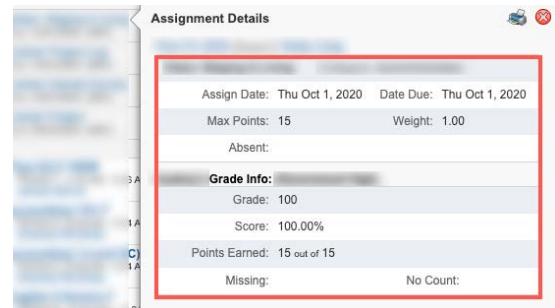
If desired, select **Display Options** to customize the content displayed.



Select the **drop-down arrow** beside the class name to view individual assignments and scores.

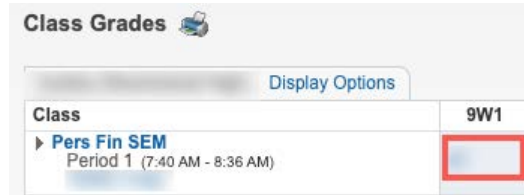


Click the **assignment title** to view detailed information.



To view detailed information about grades, select the **average** in the grading period you would like to view. The average will appear in the same row as the name of the class.

Classes that use weighted categories will display a graph showing category weights. Weighted categories that do not have grades are redistributed among other categories that have grades until the time when a grade is entered in that category.

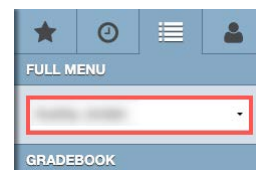


## From a Mobile Device Using the Skyward App

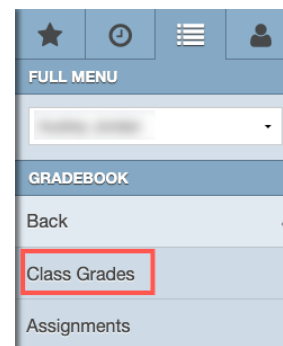
Log in and access the **menu**.



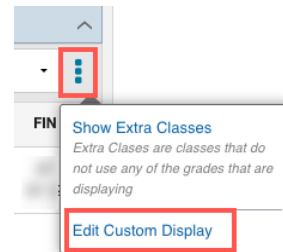
Use the drop-down arrow at the top to **select the child's name** whose grades you would like to view.



To view grades in all classes, use the menu to select **Gradebook** and **Class Grades**.

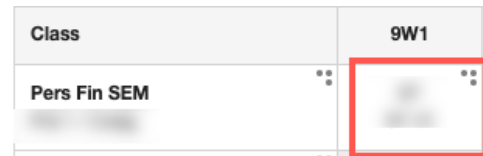


If desired, select the action button and **Edit Custom Display**.

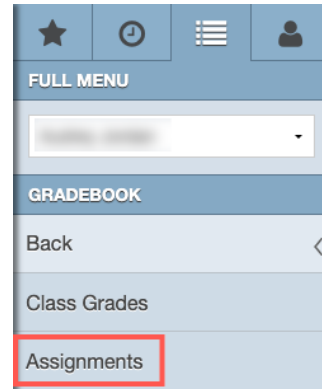


To view detailed information about grades, select the **average** in the grading period you would like to view. The average will appear in the same row as the name of the class.

Classes that use weighted categories will display a graph showing category weights. Weighted categories that do not have grades are redistributed among other categories that have grades until the time when a grade is entered in that category.



To view all assignments for all classes, use the menu to select **Gradebook** and **Assignments**.



Move between assignment types by using the **Current**, **Past**, and **Missing** tabs at the top.

