

Skyward Family Access

View End of Course Test Score

Please see the instructions below for how to view your student's End of Course (EOC) test score.


From a Computer

Log into your [Skyward Family Access Account](#).

Use the drop-down arrow at the top to **select the child's name** whose grades you would like to view.



On the left side, select **Gradebook**.



On the Class Grades screen, select the **grade displayed** in the SM2 column.

The image shows the 'Class Grades' screen. A table is displayed with columns for different grades: PR1, 9W1, PR2, 9W2, EX1, SM1, PR3, 9W3, PR4, 9W4, EX2, and SM2. The SM2 column is highlighted in yellow, and the value '87' is displayed in a large blue font. A red box highlights the '87' in the SM2 column.

View the EOC Test score in the Grade Breakdown section.

The image shows the 'SM2 Progress Report' for a student. It includes a 'Summary' section with the SM2 Grade (93) and Score (%). Below this is a 'Grade Breakdown' section with a table showing the EOC Test score and other grades.

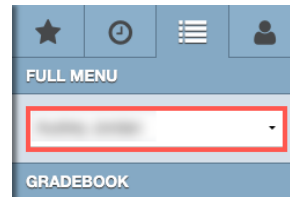
Grade	Score (%)
SM2 Grade (01/03/2024 - 05/23/2024)	92.90
EOC Test %: 98 (15% of Sem 2 grade)	98.00
9W4: 89 (42.5% of Sem 2 grade)	88.55
9W3: 95 (42.5% of Sem 2 grade)	94.80

From a Mobile Device Using the Skyward App

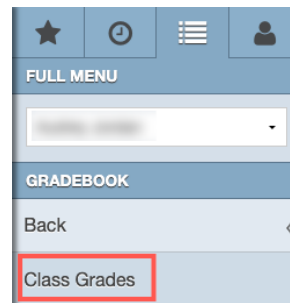
Log in and access the **menu**.



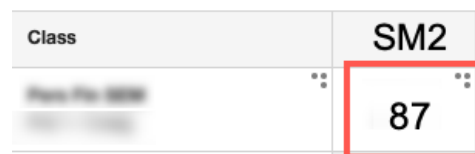
Use the drop-down arrow at the top to **select the child's name** whose grades you would like to view.



To view grades in all classes, use the menu to select **Gradebook** and **Class Grades**.



Select the **grade displayed** in the SM2 column.



View the EOC Test score in the Grade Breakdown section.

