
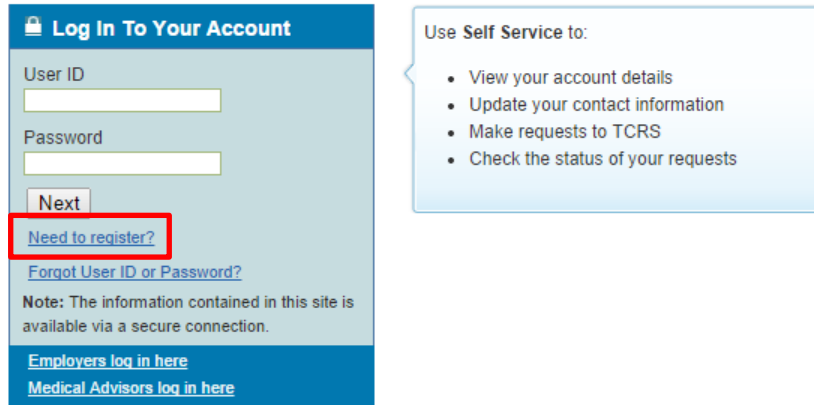


Welcome to Concord's Member Self-Service! To register for an account, which will allow you to access your TCRS Annual Statement, account history, beneficiary information, and much more, follow the simple steps below.

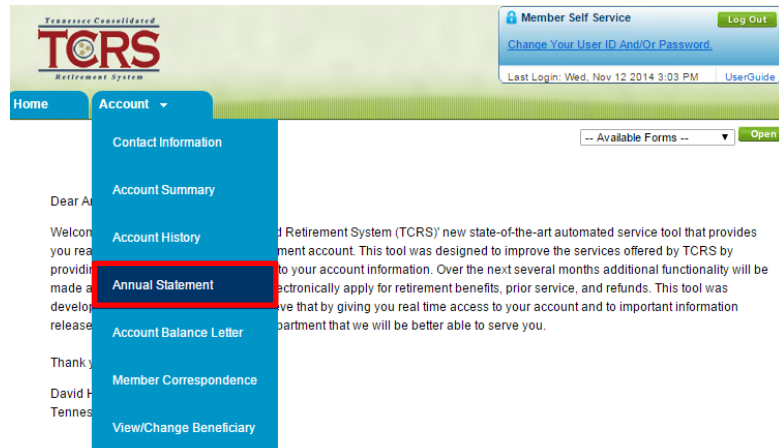
1. Navigate to <http://tcrs.tn.gov> and click the  Self-Service link. (You can also access reference materials via the Concord tab.)
2. From the login page, click Need to register?

Login



The screenshot shows the 'Log In To Your Account' page. It features input fields for 'User ID' and 'Password', a 'Next' button, and a link for 'Need to register?' which is highlighted with a red box. Other links include 'Forgot User ID or Password?', 'Employers log in here', and 'Medical Advisors log in here'. A callout box on the right titled 'Use Self Service to:' lists: 'View your account details', 'Update your contact information', 'Make requests to TCRS', and 'Check the status of your requests'.

3. Complete the registration process. The process does not require any special information and only asks you to answer personal questions that are applicable to you.
4. Once you have successfully registered and logged in, navigate to Account > Annual Statement to access your 2013-2014 TCRS Annual Statement.



5. We also strongly encourage all members to verify their beneficiary information. To do so, navigate to Account > View/Change Beneficiary.

